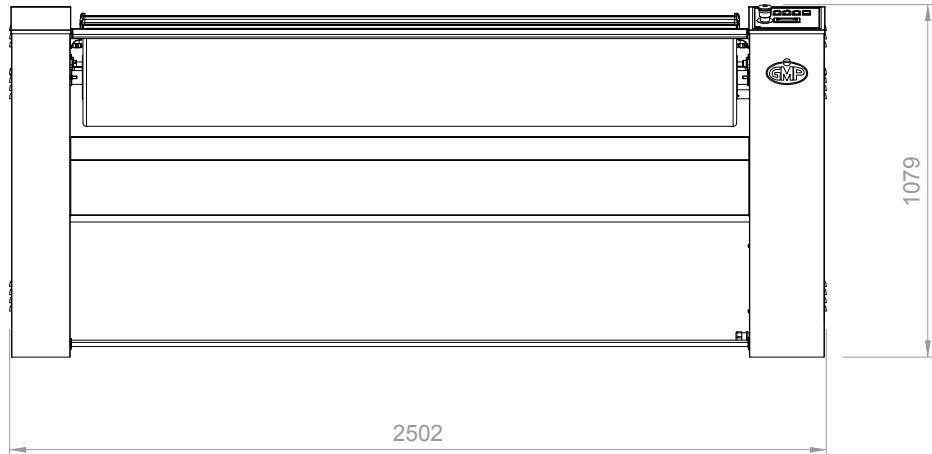


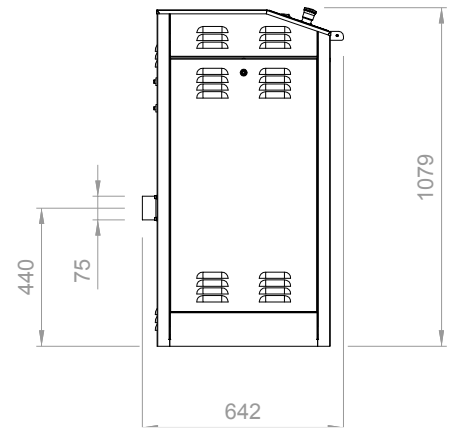
# GMP 200.30.A - GMP 200.30.VAR

## INSTALLATION PLAN

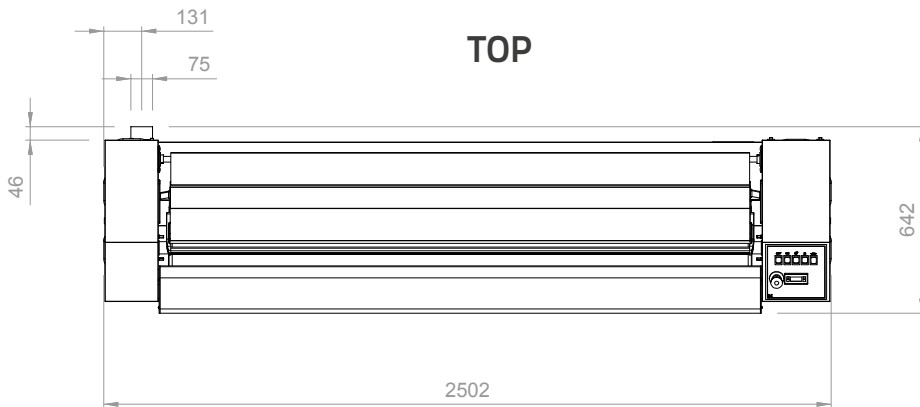
FRONT






SIDE



TOP



## WHAT YOU NEED

|  |   |  |   |
|--|---|--|---|
| Electrical cable<br>+<br>industrial plug |  |  |  |
|  | V.230/1/50-60Hz   | V.230/3/50-60Hz  | V.400/3N/50-60Hz  |
|  | n/a   | 46 Amps  | 26,5 Amps   |
| Total power required                     | n/a   | 16,1 kW  | 16,1 kW   |
| Differential magnetothermal switch       | n/a   | I <sub>dn</sub> = 0.03 Amps  | I <sub>dn</sub> = 0.03 Amps   |
| Ducting                                  | n/a   | Ø75 mm, 90 m <sup>3</sup> /h   | Ø75 mm, 90 m <sup>3</sup> /h  |
| Clearance around the ironer              | back: 400 mm - right: 650 mm - left: not needed                                     |  |   |