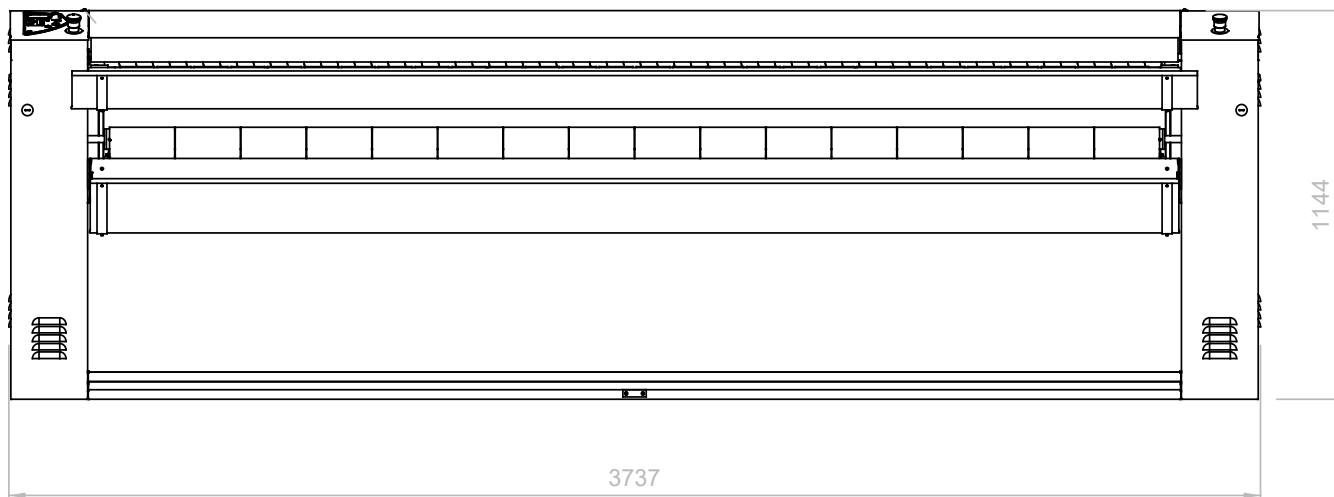
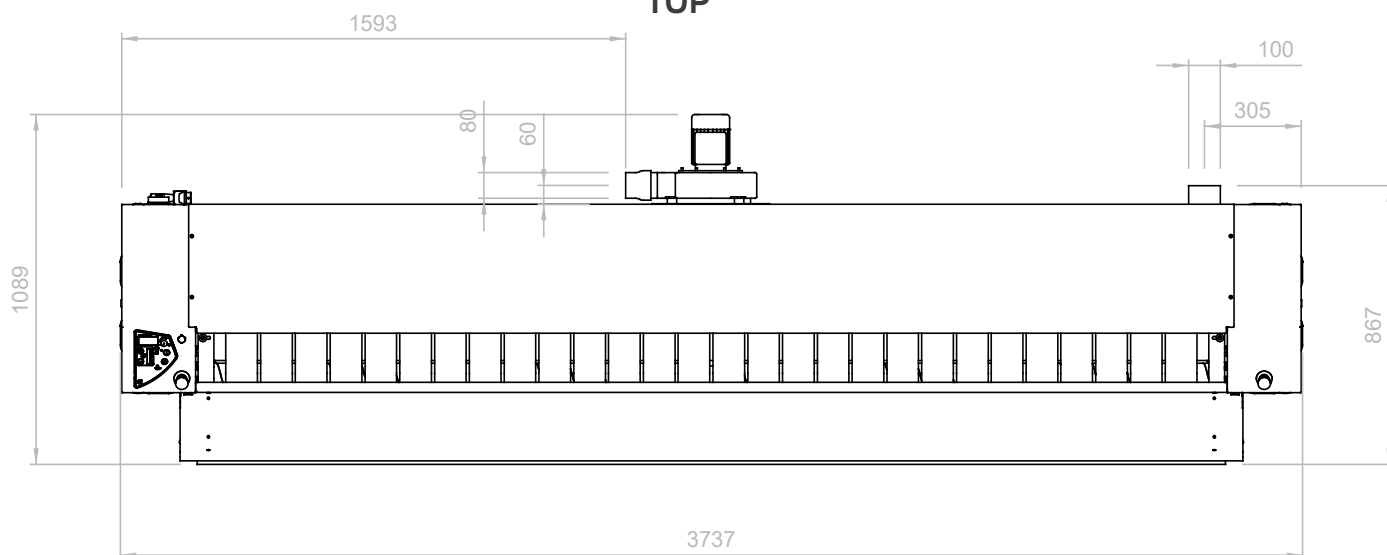


# INSTALLATION PLAN

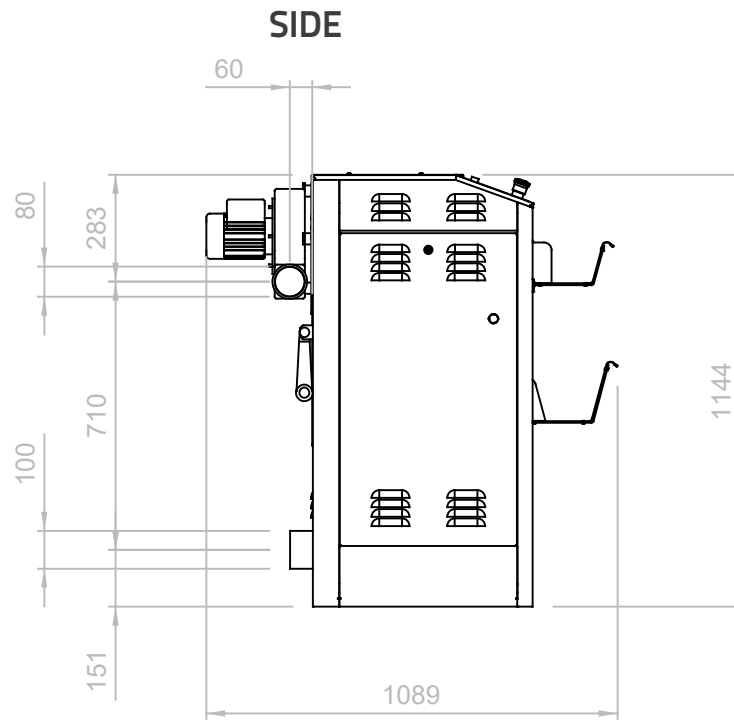
## FRONT






## TOP



## INSTALLATION PLAN



## WHAT YOU NEED

Electrical cable + industrial plug			
	V.230/1/50-60Hz	V.230/3/50-60Hz	V.400/3N/50-60Hz
	5 Amps	n/a	n/a
Total power required	1,2 kW	-	-
Differential magnetothermal switch	Idn = 0.03 A	-	-
Thermal power	47,25 kW	-	-
Gas connection	G 1/2" M	-	-
Natural gas consumption (G20)	5 m <sup>3</sup> /h	-	-
LPG consumption (G30/G31)	3,7 kg/h	-	-
Steam extraction	Ø76 mm, 405 m <sup>3</sup> /h	-	-
Fumes extraction	Ø100 mm, 140 m <sup>3</sup> /h	-	-
Clearance around the ironer	back: 500 mm - right: 500 mm - left: 500 mm		