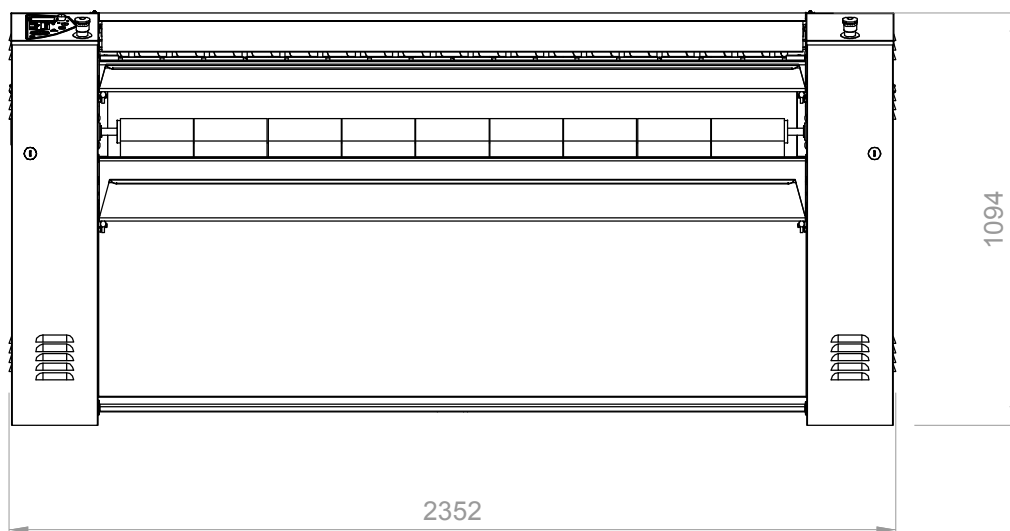


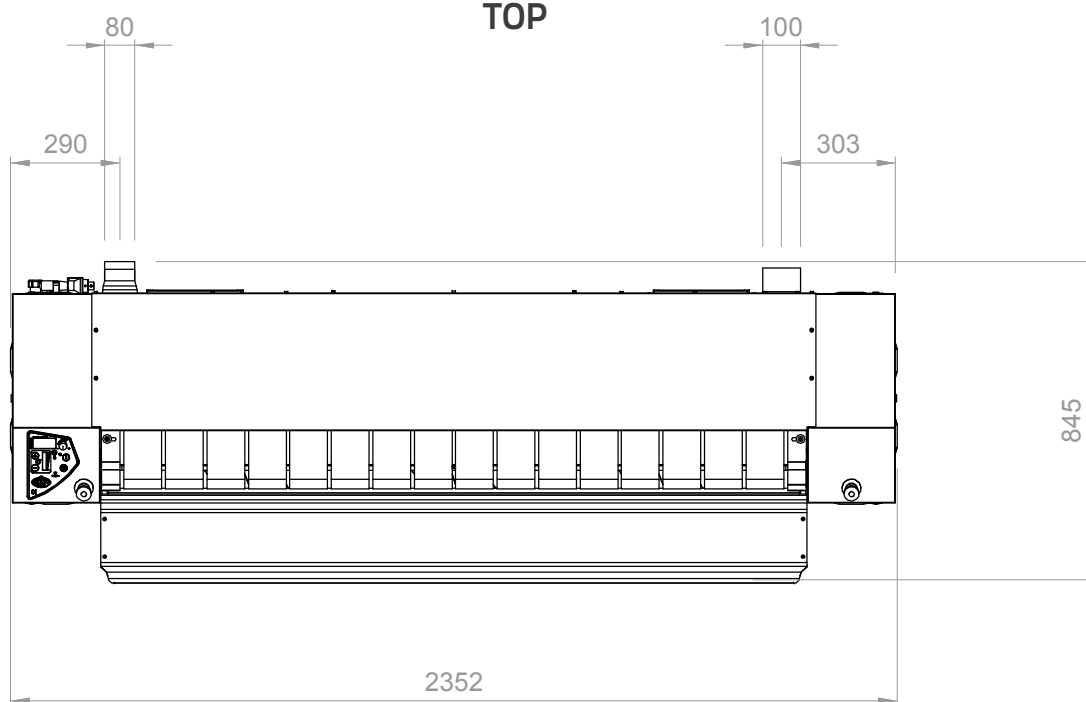
**G18.35**

# INSTALLATION PLAN

FRONT

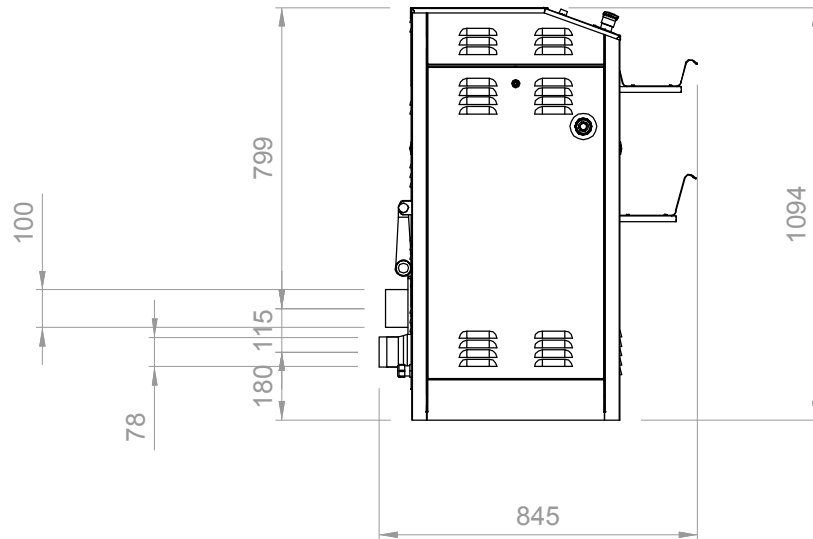


TOP

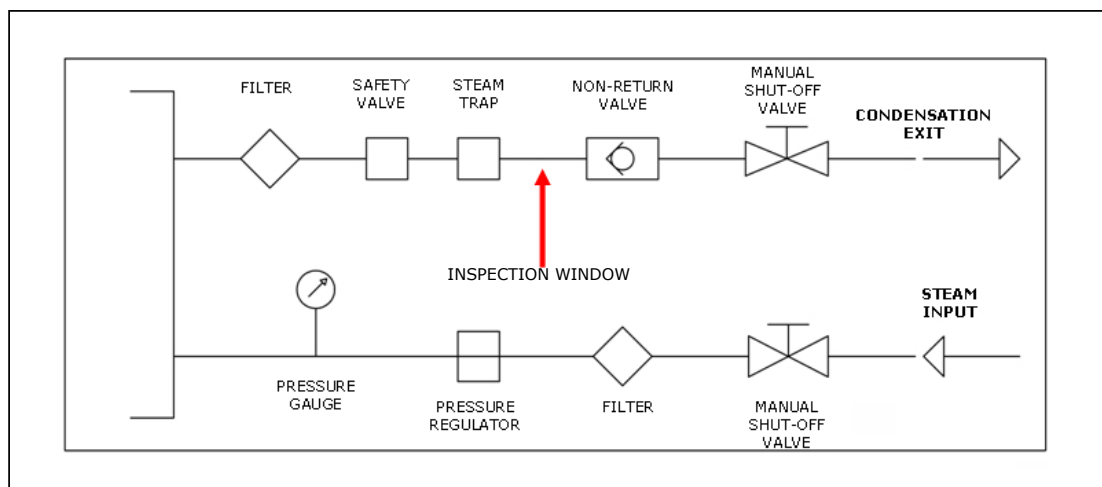


## INSTALLATION PLAN




### SIDE



### STEAM CONNECTION



## WHAT YOU NEED

|  |   |  |   |
|--|---|--|---|
| Electrical cable<br>+<br>industrial plug |  |  |  |
|  | V.230/1/50Hz  | V.230/3/50Hz   | V.400/3N/50Hz   |
|  | 5 Amps  | not available  | not available   |
| Motor power                              | 1 kW  | -  | -   |
| Differential magnetothermal switch       | $I_{dn} = 0.03 \text{ A}$   | -  | -   |
| Steam connection                         | G 3/4" M  | -  | -   |
| Average steam consumption                | 22 kg/h   | -  | -   |
| Minimum steam pressure required          | 4 bar   | -  | -   |
| Ducting                                  | $\varnothing 80 \text{ mm}$ , 280 m <sup>3</sup> /h                               | -  | -   |
| Condensate exit                          | G 3/8" M  | -  | -   |
| Clearance around the ironer              | back: 500 mm - right: 500 mm - left: 500 mm                                       |  |   |