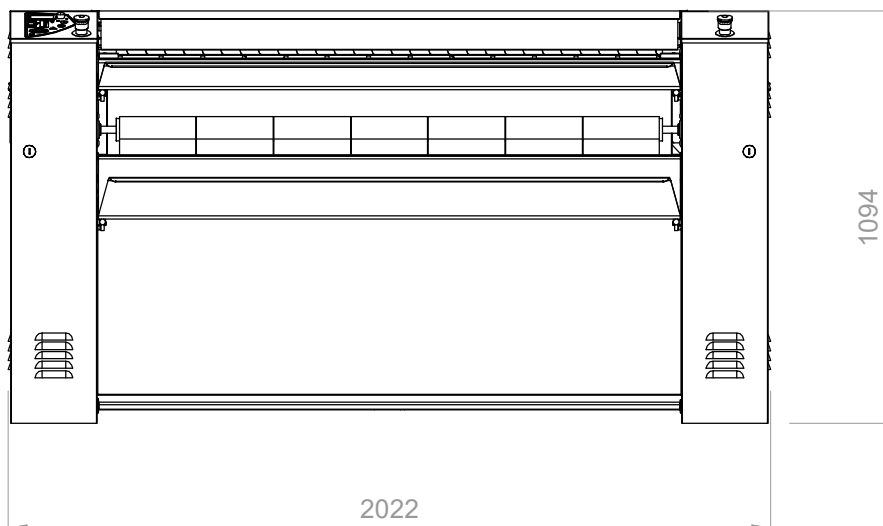


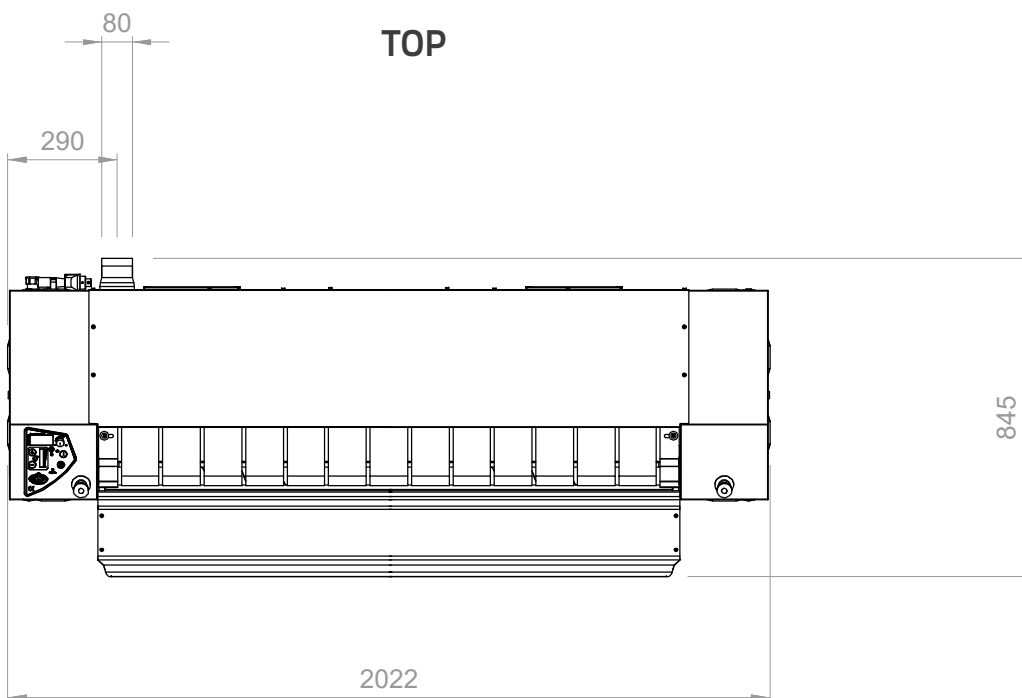
G15.35

INSTALLATION PLAN

FRONT

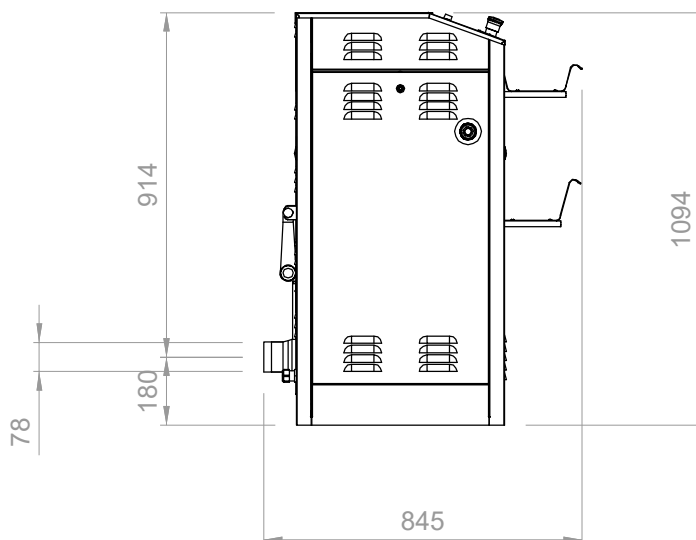


TOP






INSTALLATION PLAN

SIDE



WHAT YOU NEED

Electrical cable + industrial plug			
	V.230/1/50-60Hz	V.230/3/50-60Hz	V.400/3N/50-60Hz
	n/a	54 Amps	31 Amps
Total power required	n/a	21,4 kW	21,4 kW
Differential magnetothermal switch	n/a	I _{dn} = 0.03 Amps	I _{dn} = 0.03 Amps
Ducting	n/a	Ø80 mm, 280 m ³ /h	Ø80 mm, 280 m ³ /h
Clearance around the ironer	back: 500 mm - right: 500 mm - left: 500 mm		